

Enapter ENP-RS232 Module Datasheet



RS-232 Module

The RS-232 Module is used to read data from devices such as inverters, ventilation systems, valves, irradiance sensors, power meters and others. The RS-232 Module sends the collected data to the Enapter Gateway and Cloud via secure wireless connection.

Technical Data

Voltage	9...60 V DC
Wireless Communication	Wi-Fi 2.4 GHz Bluetooth 4.0 LE
Integrated connection type	RJ-10/4P4C
Antenna connection type	SMA-F (module) – SMA-M (antenna)
Local signaling	1 LED (green) steady – correct operation blinking – establishing connection with server 1 LED (red) module error
Current consumption	50 mA 12 V DC, max. 300 mA
Mounting	35 mm Din rail acc. to IEC 60715
Height	90.2 mm (3.55 inch)
Depth	57.5 mm (2.26 inch)
Width	18.1 mm (0.71 inch)
Net weight	0.050 kg

Environmental Conditions

Ambient air temperature for operation	-40...+60 °C
Ambient air temperature for storage	-40...+60 °C
Relative humidity for operation	20...90 %, without condensation
Relative humidity for storage	20...90 %, without condensation
Operating altitude	0...2000 m
Storage altitude	0...3500 m
Pollution degree	2
IP degree of protection	IP20

Connected device

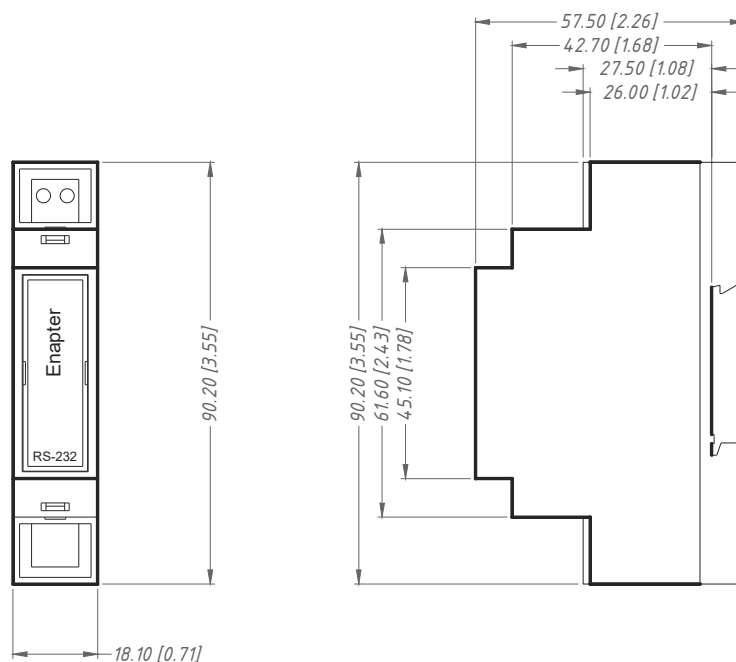
Type	Inverter Ventilation system Valve Irradiance sensor Power meter and others
Voltage supply	9...60 V DC when module and device powered from shared power supply
Connection	RJ-10/4P4C

Pinouts

ENP-RS232		Connected Device
Pin number	Signal Type	Signal Type
Pin 1	Rx	Tx
Pin 2	Tx	Rx
Pin 3	GND	GND
Pin 4	GND	GND

Dimensions

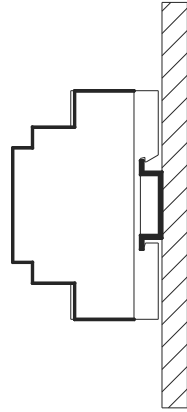
The dimensions are in mm and in brackets in inch.



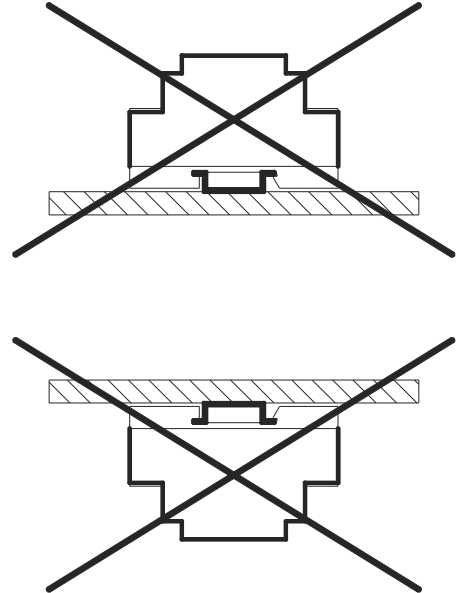
Mounting

The ENP-RS232 Module must be horizontally mounted on 35 mm DIN rail according to IEC 60715.

Correct Mounting Position



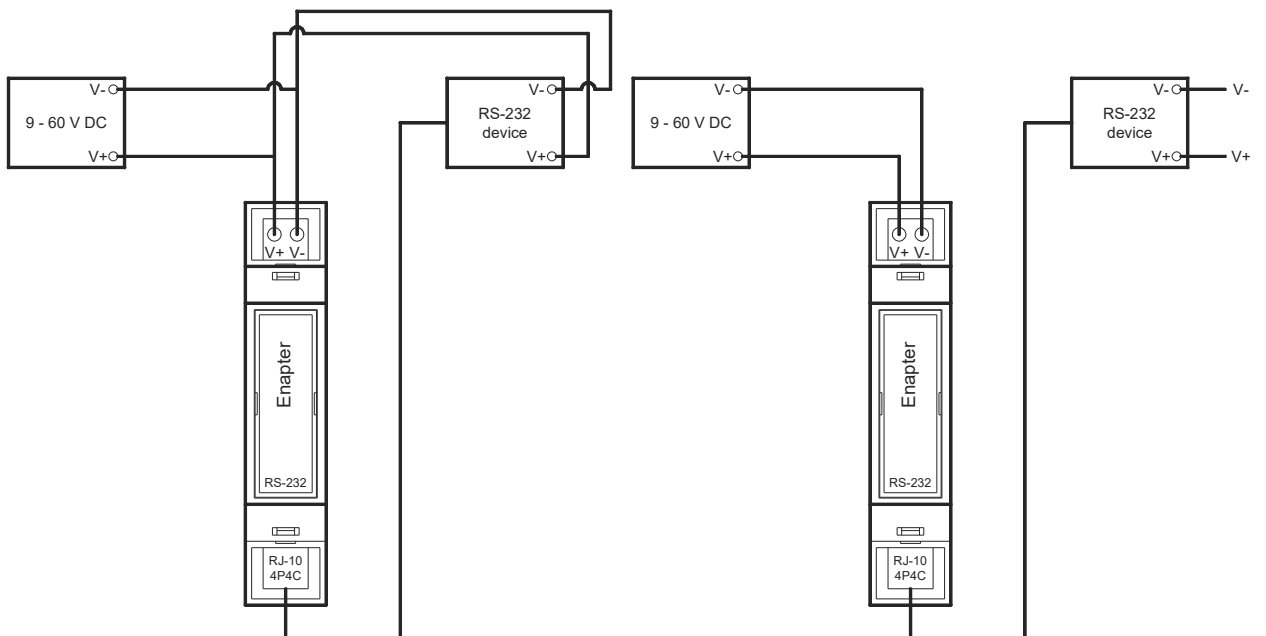
Incorrect Mounting Position



Connection Examples

Module and device powered from shared power supply.

Module and device powered from independent power supplies.



Note: 1 Amp Circuit Breaker recommended to use on power line for the ENP-RS232 Module.

Standards

Wi-Fi protocols – 802.11 b/g/n/e/i (802.11n up to 150 Mbit/s).

Bluetooth protocols – Bluetooth v4.2 BR/EDR and BLE specification.

Warnings



Alternating current voltage of 110 – 220 V is potentially lethal!



All works on assembly and installation should be performed only with a disconnected power supply!



The installation and assembly of electrical equipment must be carried out by electrically qualified persons.

The appearance of the product may differ from the images presented on the website or in this manual. The discrepancy between the appearance and packaging of the goods with a picture and description on the website or this manual is not an indication of poor quality goods. The manufacturer reserves the right to make changes to the design and packaging of the product without prior notice.